

Supplementary Material:

A Metric of Visual Comfort for Stereoscopic Motion

Song-Pei Du¹ Belen Masia² Shi-Min Hu¹ Diego Gutierrez²
¹ TNList, Tsinghua University ² Universidad de Zaragoza

A Slices of the Comfort Function

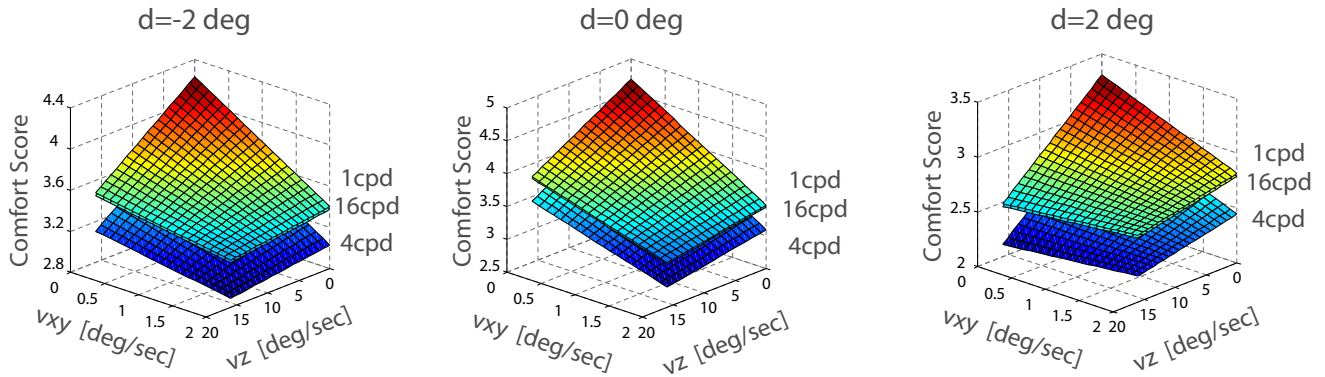


Figure S.1: Visualized slices of our function, from left to right: $d = -2^\circ, 0^\circ, 2^\circ$.

B Comfort Zones

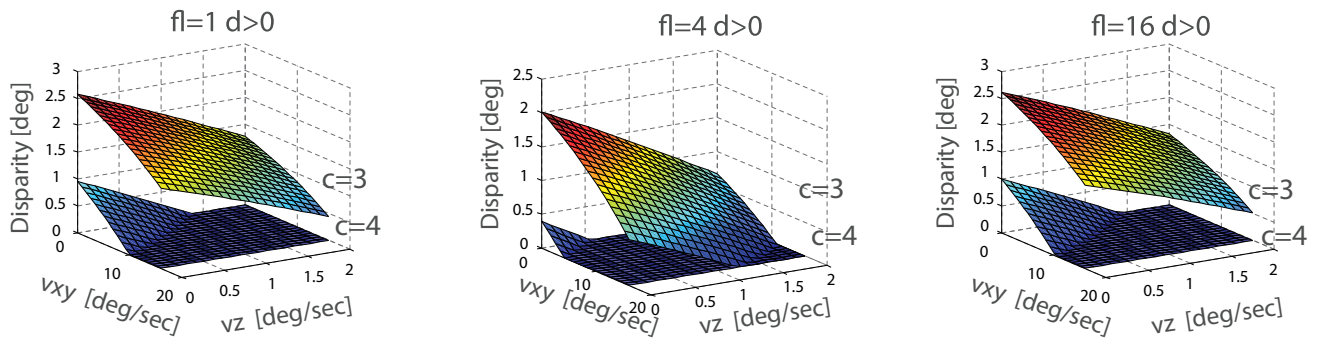


Figure S.2: The comfort zone computed by our comfort function for $d > 0$, from left to right: $f_l = 1cpd, 4cpd, 16cpd$.

C Ratings for the Stimuli

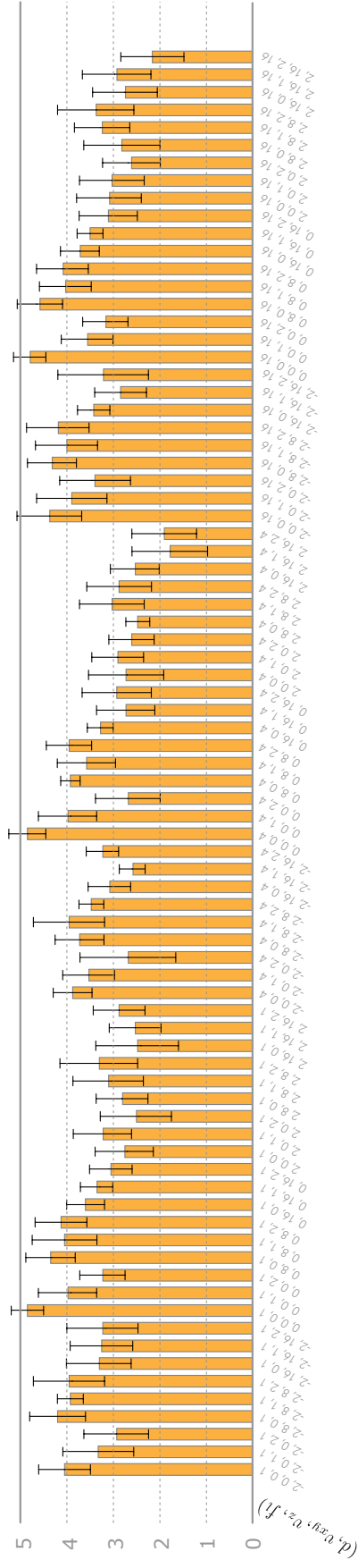


Figure S.3: Ratings for the stimuli in our experiments. Error bars show standard error of the mean.